

RIDEA



**BOOST
YOUR RIDING IDEA**



PRISM Wing Wheel



700C X359

700C X339

D451

D406

D349

Prism Wing Wheelset



TAIPEI CYCLE
d&i awards 2024
by TIF

"Crystal wings, soaring in the wind."

Dividing the spoke structure into two sides, forming the optimal triangular configuration with the wheel rim, reducing over 60% of the spoke's wind exposure.

"Ride freely, conquer headwinds."

The hollow Y-wing bone with a patented design arranges the center's left and right crosses in a radiating pattern, resembling the cross-spoke pattern of traditional spoke wheels. This design improvement enhances the rigidity of the traditional blade wheel and adds resilience during cycling, resulting in a perfect display of star-shaped rays and diamond crystal shapes. As the shape of the prismatic crystal resembles the feathers of a wing that cuts through the air like a blade. Hence, it is named the "Prism Wing" Wheel.

PRISM Wheelset

700C / DISC



X339

W29 H35

Rim Carbon

Weight 1290g

Color **CF** **CT**

WSX339 C
Ceramic Ball



WSX339 S
Steel Ball



TAIPEI CYCLE
d&i awards 2024
by IF



X359

W29 H50


Rim Carbon

Weight 1520g


Color

CF CT

WSX359 C
Ceramic Ball




WSX359 S
Steel Ball



TAIPEI CYCLE
d&i awards 2024
by IP



THRU-AXLES



Model	Axle length 1,2,3 (mm)	Axle diameter (mm)	Metric screw thread
#BTA111	115-121	12	M12-1 x 15
#BTA112	123-129	12	M12-1 x 15
#BTA116	163-169	12	M12-1 x 15
#BTA117	171-177	12	M12-1 x 15
#BTA202	120-126	12	M12-1.5 x 15
#BTA204	146-152	12	M12-1.5 x 15
#BTA205	154-160	12	M12-1.5 x 15
#BTA206	162-168	12	M12-1.5 x 15
#BTA207	172-178	12	M12-1.5 x 15
#BTA311	119-125	12	M12-1.75 x 20
#BTA316	163-169	12	M12-1.75 x 20
#BTA308	174-180	12	M12-1.75 x 20
#BTA309	192-198	12	M12-1.75 x 20
#BTA414	143-147	15	M14-1.5 x 15
#BTA415	153-157	15	M14-1.5 x 15
#BTA512	123-127	15	M15-1.5 x 15
#BTA504	146-150	15	M15-1.5 x 15
#BTA505	156-160	15	M15-1.5 x 15

1: 軸長可調，用墊片，在給定範圍內以2毫米為間隔

2: Choose the spacer that provides the closest length to the original axle length.

3: Compatible with original axles up to 1 mm longer or shorter than the given range.

Example #BTA206 (162-168) is compatible with axle lengths from 161 to 169 mm.

BOTTLE CAGE

Lightweight 13g



BOTTLE CAGE PWBC

Diameter max \varnothing 75mm

Weight 13 g

Colors **1**  TR Ti-cast
Rainbow



SADDLE

full carbon



SADDLE CS 152FS

Width 152 cm

Length 238 cm

Weight 135 g

Material Carbon + EVA
+ Micro fiber

Colors **1** **2**



Carbon Rail
07



SADDLE CS 152F

Width 152 cm

Length 238 cm

Wight 128 g

Material Carbon + EVA
+ Micro fiber

Colors **1** **2** **3** **P** **L2**



Carbon Rail
10 x 7mm



SADDLE CS 142F

Width 142 cm

Length 238 cm

Wight 118 g

Material Carbon + EVA
+ Micro fiber



Carbon Rail
10 x 7mm

SADDLE CS 141C

Width 141 cm

Length 238 cm

Wight 88 g

Material Full carbon



Carbon Rail
10 x 7mm

CRANKSETS



SPM2 POWER METER SPIDER

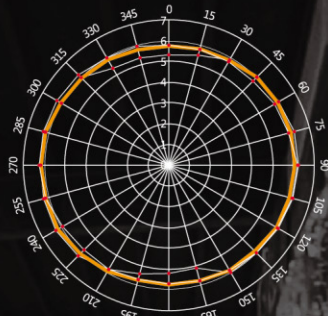
Leg measurement	Both legs
Gauges	Four
Accuracy	$\pm 1.5\%$
Power range	0 – 2000 W
Cadence range	30 – 200 rpm
Calibration	Auto Zero Offset
Weather sealing	IPX6
BaPery	120 hours
Temperature range	-20 – 50 °C
Connectivity	ANT+™ and Bluetooth® LE
Spider mount position	0° (standard position); +10° (climbing); -10° (rouleur)



CHAINRING TECH

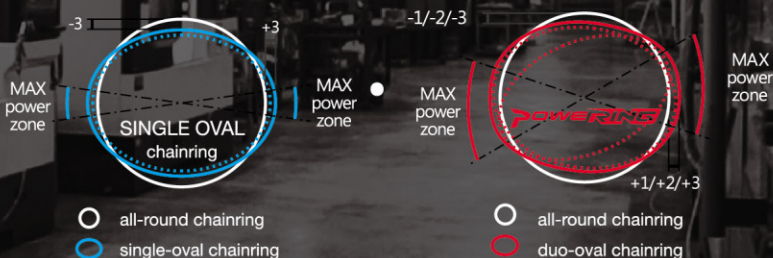
We have been making chainrings and pulley wheels since our very beginning.

We have learned one or two things about it and, as a result, we have developed a set of technologies to complement the manufacturing process we use.



POWERING DUO-OVAL CHAINRING

The exclusive Duo-Oval profile of Ridea Powering chainrings offers a smooth transition between peak and valley zones in the chainring to offer a smooth pedaling stroke and a faster adaptation for new comers into the oval chainring world. Duo-Oval shape is available in W2T and W3T levels, as well as a W0T for those who prefer a perfectly round chainring.



X - ODON

Narrow-Wide teeth design is available for 1x chainrings and pulley wheels.

LAMIFLOW

Aerodynamism, lightness and stiffness in one chainring.

TI-CAST

Hardener titanium coating available for chainrings and pulleys for even more kilometers of riding, in style.

ROAD CRANKSET

SPM² POWER METER

PNEUMA PN R492

BCD 110 mm 4 arms

Spindle Ø24 mm / Ø29 mm

Chain line 44,5 mm

Weight* 519 g

Chainrings R492 (1x & 2x)

Titanium

Steel

Exhibit



Crank length

140 / 145 / 150 / 155 /
160 / 165 / 167.5 / 170 /
172.5 / 175 / 180

PNEUMA PN R492

BCD 110 mm 4 arms

Spindle Ø24 mm / Ø29 mm

Chain line 44,5 mm

Weight* 454 g

Chainrings R492 (1x & 2x)

Titanium

Steel

Exhibit



Crank length

140 / 145 / 150 / 155 /
160 / 165 / 167.5 / 170 /
172.5 / 175 / 180

SPM² POWER METER

ES 3D ES R492

BCD 110 mm 4 arms


Spindle Ø24 mm

Chain line 44 mm


Weight* 563 g

Chainrings R492 (1x & 2x)

Titanium



Steel



Exhibit



Crank length

145 / 150 / 155 /
160 / 165 / 167.5 / 170 /
172.5 / 175 / 177.5 / 180

ES 3D ES R492

BCD 110 mm 4 arms


Spindle Ø24 mm

Chain line 44 mm


Weight* 498 g

Chainrings R492 (1x & 2x)

Titanium



Steel



Exhibit



Crank length

145 / 150 / 155 /
160 / 165 / 167.5 / 170 /
172.5 / 175 / 177.5 / 180

ROAD CHAINRINGS

2X LF R492

BCD 110 mm 4 arms

Compatibility Pneuma cranks ES cranks
R491 spiders. Shimano

WD_T

Round chainring



50T/34T; 54T/39T;
52T/36T; 56T/44T
53T/39T;

W2_T

Level 2 duo-oval



50T/34T; 52T/36T;
53T/39T

W3_T

Level 3 duo-oval



50T/34T; 53T/39T
52T/36T;



WD_T



W2_T W3_T



1X LF R492

BCD 110 mm 4 arms

Compatibility Pneuma cranks ES cranks
R491 spiders. Shimano

WD_T

Round chainring



38T; 40T; 42T;
44T; 46T; 48T;
50T; 52T; 54T;
56T

W2_T

Level 2 duo-oval



34T; 36T; 38T;
40T; 42T; 44T

W3_T


Level 3 duo-oval



46T; 48T; 50T;
52T; 54T; 56T




WD_T 38T-52T



WD_T 54T-56T



W2_T 34T-44T



W3_T 46T-52T



W3_T 54T-56T





GRAVEL CRANKSET

*170 mm crank arm; 24 mm, T164 spindle; without chainring

PNEUMA PN GR4C

BCD 110/80 mm 4 arms

Spindle Ø24 mm/ Ø29 mm

Chain line 44,5 mm

Weight* 460 g

Chainrings GR4C (1x & 2x)

Titanium



Steel



Exhibit



Crank length

140 / 145 / 150 / 155 /
160 / 165 / 167.5 / 170 /
172.5 / 175 / 180

GRAVEL CHAINRINGS

2X LF GR4C

BCD 110/80 mm 4 arms

Compatibility Pneuma cranks with GR4C Shimano GRX spiders.

WD+

Round chainring

-0T



46T/30T

W2+

Level 2 duo-oval

-2T



46T/30T

WD+



W2+



1X LF GR4C

BCD 110 mm 4 arms

Compatibility Pneuma cranks with GR4C Shimano GRX spiders.

WD+

Round chainring

-0T



38T; 40T; 42T

W2+

Level 2 duo-oval

-2T




38T; 40T; 42T

WD+



W2+



MTB CRANKSET

SPM² POWER METER

PNEUMA PN MSH1

BCD 96 mm 4 arms

Spindle Ø24 mm / Ø29 mm



Chain line 52mm/55mm/56,5mm

Weight* 520 g

Chainrings Powering MSH1 (1x)

Titanium

Steel



Exhibit



Crank length

160 / 165 / 170 / 175

*170 mm crank arm; 24 mm, T164 spindle; without chainring

PNEUMA PN MSH1

BCD 96 mm 4 arms

Spindle Ø24 mm / Ø29 mm



Chain line 52mm/55mm/56,5mm

Weight* 452 g

Chainrings Powering MSH1 (1x)

Titanium

Steel



Exhibit



Crank length

160 / 165 / 170 /
175 / 177.5

MTB CHAINRINGS


1X LS MSH1

BCD 96 mm 4 arms

- Compatibility**
1. Pneuma cranks with MSH1 spiders.
 2. Shimano

WD+
Round chainring
or
WD+
OUTPUT
+0T
32T; 34T; 36T

W2+
Level 2 duo-oval
-2T
W2+
OUTPUT
+10%
-2T
30T; 32T; 34T;
36T; 38T; 40T




1X LS M4S1

BCD 104 mm 4 arms

WD+
Round chainring
or
WD+
OUTPUT
+0T
32T; 34T; 36T;
38T

W2+
Level 2 duo-oval
-2T
W2+
OUTPUT
+10%
-2T
34T; 36T; 38T;
40T; 44T; 48T



1X LS MSD1

Compatibility Shimano

WD+

Round chaining



30T; 32T;
34T; 36T

WE+

Level 2 duo-oval



32T; 34T;
36T; 38T

WD+



WE+



Exhibit Shimano



1X LS MRD1

Compatibility Pneuma cranks

WE+

Level 2 duo-oval



32T; 34T;
36T; 38T

WE+




Exhibit RIDEA



CHAINRING BOLT COVER

TQSH

Compatibility

Shimano

Arm Material

CNC AL 7075

Spider Type

4 arms



Brand

Series

Ridea model

SHIMANO

DURA-ACE

ULTEGRA

105

R92XX

R91XX

R90XX

R81XX

R80XX

R68XX

R70XX

R58XX

TQSH 92

TQSH 91

TQSH 90


TQSH 81

TQSH 80


TQSH 68

TQSH 70

TQSH 58



FRONT DERAILLEUR SPACERS



FDTDT3

Offset displacement of 3 mm from original position



FDTDW4

Displacement of ± 4 degrees from original position



FDDET3

Downwards displacement of 13 mm with an offset displacement of 3 mm from original position. Note: FDDET3 is not compatible with electronic derailleurs.



FDDEW4

Downwards displacement of 13 mm and 4 degrees from original position. Note: FDDEW4 is not compatible with electronic derailleurs.



FDUET6

Downwards or upwards displacement of 10 mm with 6 mm of offset displacement from original position.

CHAINRINGS BOLTS


TQAS-R5

Thread length
5 mm

No. of chainrings
1

Male material
AL7075

Female material
SUS



TQAS-R8

Thread length
8 mm

No. of chainrings
2

Male material
AL7075

Female material
SUS



OSP *evo*

OVER SIZE PULLEY WHEEL

Forged Carbon Cage And PULLEY+

ROAD



E60

UPPER PULLEY

16T

LOWER PULLEY

20T

For cassette below **32T**, it is recommended to use **E60**

ROAD
GRAVEL



E40

UPPER PULLEY

14T

LOWER PULLEY

20T

For cassette above **34T**, it is recommended to use **E40**

MTB
GRAVEL



E48

UPPER PULLEY

14T

LOWER PULLEY

18T

NOT JUST BIGGER PULLEYS

More than simply larger pulleys, OSP evo applies innovative engineering and materials into your bicycle.

PULLEY+

- » Forged Carbon Composite
- » Feather Light
- » Wearing Resistance
- » Flexibility
- » Less Chain Bending
- » Better Chain-Pulley Grip
- » Less Noise

Forged Carbon Cage

- » Lighter Than Previous Gen
- » Better Flexibility
- » Integrated Bearing Shields
- » Increased Resistance



X-ODON

The teeth design, shaped with different lengths and angles, ensures a smooth engagement between the chain and the pulleys. Therefore, the X-ODON technology plays a fundamental role in making a rear derailleurs cage with minimum play among its parts, reducing noise and increasing the overall performance of the system.

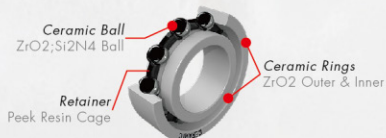
First developed by Ridea in 2010.

Ti-Cast

Ti-cast is a surface coating offered as an option for Ridea Pulley. It makes the surface of the pulley even more resistant to mechanical and chemical wearing, increasing the life of the pulley and making it ideal for harsh riding conditions such as mountain biking and/or wet weather.

Suffice to say, it looks gorgeous too.

Full Ceramic Weight: 5.2g



Minimum friction, high chemical corrosion resistance, simple maintenance, low weight and durable full ceramic bearings for high-end bicycle setups. (diameter of 3.2 mm instead of 2 mm) with 4x the volume of a regular size ball, providing superior rotation stability and shifting efficiency.

ROAD / GRAVEL

Brand	Series	Ridea model	
SHIMANO	DURA-ACE ULTEGRA	R91XX/R92XX R80XX/R81XX	RD6 E60 / RD6 E40
	105	R70XX/R71XX	RD7 E60 / RD7 E40
	DURA-ACE ULTEGRA	7900/90XX 6700/68XX	RD1 E60 / RD1 E40
	105	5700/5800	RD2 E60 / RD2 E40
	TIAGRA	4600/4700	RD2 E60 / RD2 E40
SRAM	RED FORCE RIVAL	AXS	RD9 E60 / RD9 E40
	RED	E-TAP	RD5 E60 / RD5 E40
	RED / RIVAL FORCE / APEX		RD3 E60 / RD3 E40
CAMPAGNOLO	Super Record 12x2 / Record 12x2		RD8 E60 / RD8 E40
	Super Record / Record / Chorus Super Record EPS / Record EPS		RD4 E60 / RD4 E40

E60/ E40



Warranty 4 Years

Ti-Cast Pulley



Warranty 4 Years

Carbon Pulley



 Red  Gold

Alloy Pulley



Warranty 2 Years

Customization colors



MTB

Brand	Series	Ridea model
SHIMANO	1x12 speeds	XTR M9100 XT M8100 SLX M7100 MD6 E48
	11 speeds	XTR M9000 XT M8000 SLX M7000 MD1 E48
	10 speeds	XTR M986 XT M786 SLX M675 MD2 E48
	2x12 speeds	MD8 E48
SRAM	1x12 speeds Eagle AXS	MD7 E48
	1x12 speeds Eagle	MD3 E48
	1x11 speeds	MD4 E48
	2x11 speeds	MD5 E48

GRAVEL

Brand	Series	Ridea model
SHIMANO	ULTEGRA RX	CD1 E48
	GRX 34Tmax (RD-RX810 & RD-RX815)	CD2 E48
	GRX 42Tmax (RD-RX812 & RD-RX817)	MD1 E48
SRAM	FORCE 1 RIVAL 1 APEX 1	MD3 E48

E48



Warranty 2 Years

TI-Cast Pulley



Warranty 2 Years

Carbon Pulley



RS PYK11

UPPER PULLEY 11T
-11T
LOWER PULLEY 11T
PYAE-11T



Carbon



RS PYK13

UPPER PULLEY 11T
PY3L-11T
LOWER PULLEY 13T
PY3L-13T



Carbon



RS PYK22

UPPER PULLEY 12T
PY5L-12T
LOWER PULLEY 12T
PY5L-12T



Carbon



RS PYK24

UPPER PULLEY 12T
PY5L-12T
LOWER PULLEY 14T
PY5L-14T



Carbon



ES PYK11

UPPER PULLEY 11T
PYL1-11T
LOWER PULLEY 11T
PYL1-11T



Alloy



ES PYK13

UPPER PULLEY 11T
PYL1-11T
LOWER PULLEY 13T
PYAE-13T



Alloy



ES PYK22

UPPER PULLEY 12T
PYAX-12T
LOWER PULLEY 12T
PYAX-12T



Alloy



ES PYK24

UPPER PULLEY 12T
PYAX-12T
LOWER PULLEY 14T
PYAX-14T



Alloy



OTHER ACCESSORIES

REAR DERAILLEUR BRACKET AXLE EXTENDER

Increases clearance between upper pulley and the bigger cogs. Recommendable with some gears and frame combinations

RDHL20

Extension (mm)

20/23/27/31

Compatibility

OSPW+ RD1/2/3/4/5/8/9
(all versions)



RDHL22

Extension (mm)

22

Compatibility

OSPW+ RD1/2/3/4/5/8/9
(all versions)



RDHL28

Extension (mm)

28

Compatibility

OSPW+ RD6/7 MD1/2/6
CD1/2 (all versions)



OTHER CHAIN

KMC is a registered trademark of
KMC Chain Industrial Co., Ltd.

11S

KMC X11EL (Black/Black)

Size: 1/2"x11/128"

Number Of Links: 128 (MissingLink included)

Chain Manufacturer: KMC



12S

KMC X12 (Silver/Black)

Size: 1/2"x11/128"

Number Of Links: 128 (MissingLink included)

Chain Manufacturer: KMC





BOTTOM BRACKET

6CBB Gecko Grip winner of a TAIPEI CYCLE d&i award 2020

Ridea 6CBB Gecko Grip bottom brackets were awarded by the jury of the TAIPEI CYCLE d&i awards 2020 for solving issues with Press-Fit BBs, allowing an installation similar to threaded BBs using regular tools in a lightweight and weather resistant design.

The First And Only Forged Carbon BB

Ridea bottom brackets represent the summit of our best technology developments. Gecko Grip (for press-fit systems only) have been awarded by the experts and Forged Carbon material has proven excellent properties in high demanding components like pulley wheels. These two technologies make the 6CBB line the most innovative series of bottom brackets in the market.

GRIP WITHOUT CREAK

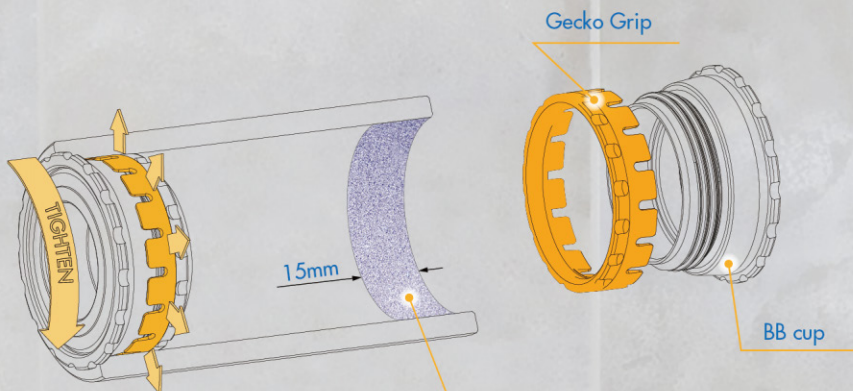
6 CBB
GECKO GRIP
Carbon

THE GECKO GRIP SOLUTION

Gecko Grip technology solves Press-Fit problems thanks to a clever cup design. The Gecko Grip ring threads itself into the BB cup, while expanding towards the frame's bottom bracket shell in the process. The ring evenly pressures against the frame's BB shell, adapting to it no matter how well, or bad, the frame was manufactured. Unlike threaded-fit solutions, Gecko Grip bottom brackets do not add extra weight to your bike setup.

TAKING CARE OF YOUR FRAME

Gecko Grip bottom bracket installation process is gentler with frame's BB shell area, protecting the carbon fiber of your frame from abrasion and scratches that could potentially reduce the life of your frame.



INSTALLATION

STEP 1



Wipe off the oil within about 15mm of the frame.

STEP 2



Apply a thin layer of carbon anti-slip agent.

STEP 3



Install the BB in order.

Bearings

CS Ceramic Ball-Stainless Race
Bearings Warranty - **4 Years**

Size: 6805

Size: 6806



C Ceramic Ball-Steel Race
Bearings Warranty - **2 Years**

Size: 6805

Size: 6806



S Steel Ball-Steel Race
Bearings Warranty - **1 Years**

Size: 6805



Ø30 Compatible With All Cranksets

Designed for 24, 25, 29, 30 mm cranksets



BB maintenance

(Every three months or during a bike wash)

- Uninstall the crankset to access the bearings. Remove the spindle sleeve and the rubber shield. Thoroughly clean the bearing area. When dry, apply grease in the area.
- Do not use high-pressure water to avoid water from soaking into the BB shell.
- In case a more in-depth maintenance is required, we recommend this should be done by a skilled mechanic.



Press Fit for crank axle $\varnothing 30$


Warranty 4 Years

Ceramic Ball-
Stainless Race



Warranty 2 Years

Ceramic Ball



CBB
GECKO GRIP
Carbon

Frame

BB386 CN 386 30

$\varnothing 46$ L68mm
 $\varnothing 46$ L86.5/91.5mm



Frame

BB30 CN B30 30

$\varnothing 42$ L68/73mm



Frame

BBRight CN BBR 30

$\varnothing 46$ L79mm



Frame

BB30 CN F30 30

$\varnothing 46$ L68mm



Frame

PF30A CN F30A 30


$\varnothing 46$ L73mm



Press Fit for crank axle $\varnothing 24$


Warranty 4 Years

Ceramic Ball-
Stainless Ring



Warranty 2 Years

Ceramic Ball



CBB
GECKO GRIP
Carbon

Frame

BB86 CN B86 24

$\varnothing 41$ L86.5/91.5mm



Frame

BB30 CN B30 24

$\varnothing 42$ L68mm



Installation Steps

STEP 1

Wipe off the oil within about 15mm of the frame.

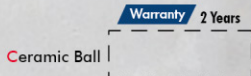
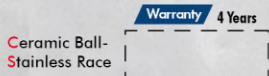
STEP 2

Apply a thin layer of carbon anti-slip agent.

Press Fit for crank axle Ø30

1
Black

Alloy



Frame

BB386 LS 386 30

Ø46 L86.5/91.5mm



Frame

PF30 LS F30 30

Ø46 L68mm



Frame

PF30 LS F30 B3

Ø46 L68mm



Frame

BB30 LS B30 30

Ø42 L68mm



Frame

BB86 RS B86 30

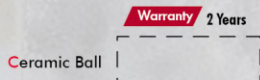
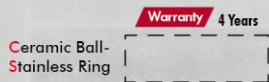
Ø41 L86.5/91.5mm



Press Fit for crank axle Ø24

1
Black

Alloy



Frame

BB86 LS B86 24

Ø41 L86.5/91.5mm



Installation Steps

STEP 1


Wipe off the oil first.

STEP 2

Apply a thin layer of Grease the bearing area.

Threaded for crank axle $\varnothing 30$

Warranty 4 Years

Ceramic Ball-
Stainless Race

Warranty 2 Years

Ceramic Ball



Frame

T47 CN 47A 30

M47x1 L86.5/91.5mm



Frame

T47 CN 47B 30

M47x1 L68mm



Frame

T47 CN 47C 30

M47x1 L73mm




Frame

T47 CN 47D 30

M47x1 L79mm

Threaded for crank axle $\varnothing 24$

Warranty 4 Years

Ceramic Ball-
Stainless Race

Frame


BSA CN BSA 24

1.37x24 L 68/73mm



Warranty 2 Years

Ceramic Ball



Installation Steps

STEP 1

Use a tapping tool to tap the threads of the BB shell.



32

STEP 2

Use a facing tool for cleanup the faces of the BB shell.



STEP 3

Thoroughly clean the threads.



Threaded for crank axle Ø30

1 2 3 4
Black Red Gold Silver

Ceramic Ball-
Stainless Race

Warranty 4 Years

Ceramic Ball

Warranty 2 Years

Alloy

Frame
BSA LS BSA 30

1.37x24 L68/73mm



Frame
ITA LS ITA 30

M36x24 L70mm



Threaded for crank axle Ø24

1 2 3 4
Black Red Gold Silver

Ceramic Ball-
Stainless Race

Warranty 4 Years

Ceramic Ball

Warranty 2 Years

Alloy

Ceramic Ball

Warranty 2 Years

Steel Ball

Warranty 1 Years

Frame
BSA LS BSA 24

1.37x24 L68/73mm



Frame
BSA RS BSA 24

1.37x24 L68/73mm



Installation Steps



STEP 1

Use a tapping tool to tap the threads of the BB shell.



STEP 2

Use a facing tool for cleanup the faces of the BB shell.



STEP 3

Thoroughly clean the threads.

RIDEA BB Tools

Our components are cleverly designed to require lower torque than other designs. PBB386/86-ER BB tool has been designed to match our torque and material specifications to protect your Ridea components during installation and maintenance services.


Tool Model	Material	Size (Double Sided)	Tighten With	Maximum Torque	Ideal For
PBB ER A	Alloy 7075	16-notch 44 mm OD 16-notch 49 mm OD	10 mm Hex Wrench	50 N.m	Alloy BB Cups Pneuma Cranksets
PBB ER C	Forged Carbon	16-notch 44 mm OD 16-notch 49 mm OD	10 mm Hex Wrench	35 N.m	6CBB Cups Pneuma Cranksets
PBB ER S	Stainless Steel	16-notch 44 mm OD 16-notch 49 mm OD	Hand Turn		Alloy BB Cups



P/N: PBB ER A



P/N: PBB ER C



P/N: PBB ER S



Double sided BB tool compatible with 16 notches 44/49 mm BB cups, including all Ridea bottom brackets. Tighten with a 10 mm hex wrench.

PBB ER S is a double sided 16-notch 44 mm OD cups and 16-notch 49 mm OD cups made of carbon steel. It provides a higher leverage for higher torque applications.

INSTALLATION STEPS

Press Fit

CN

STEP 1 Wipe off the oil within about 15mm of the frame.

STEP 2 Apply a thin layer of carbon anti-slip agent.

LS

STEP 1 Wipe off the oil first.

STEP 2 Apply a thin layer of Grease the bearing area.

Threaded

STEP 1 Use a tapping tool to tap the threads of the BB shell.

STEP 2 Use a facing tool for clean up the faces of the BB shell.

STEP 3 Thoroughly clean the threads.



CIPOLLINI

OTHER COMPONENTS

CYC 500

PNEUMA BRAKE

BRAKES Pneuma IT


Mount Standard Single Bolt

Arm Material CNC AL 7075

Bolt Material Titanium

Weight (w shoes) 228 g

Max. rim width 27 mm



BRAKES Pneuma DM

Mount Direct Mount

Arm Material CNC AL 7075

Bolt Material Titanium

Weight (w shoes) 240 g

Max. rim width 27 mm



ALLOY BRAKE

BRAKES CB3D

Mount Standard Single Bolt

Arm Material CNC AL 7075

Bolt Material Titanium

Weight (w shoes) 230 g

Max. rim width 25 mm



BRAKES CB2D

Mount Standard Single Bolt

Arm Material Forged AL 6066

Bolt Material Titanium or SUS

Weight (w shoes) 250 g

Max. rim width 22 mm



CNC'S STATE OF THE ART

Ridea has long been one of the CNC leaders. Our own CNC machinery and expertise design produce what arguably are the best chainrings available, anywhere. In an effort to bring our CNC machining one step ahead, we have developed the new PNEUMA series of products characterized by extreme CNC machining.

To create the new Pneuma series, we got inspired by someone with millions of years of experience: Mother Nature.

Light and strong pneumatic bones are characteristic of some vertebrate lineages. Besides some metabolic functions, pneumatic bones provide great structural support with light weight (think about how light a bird feels in your hand).

Designed to have the best ratio between strength and weight, PNEUMA

represents the summit of Ridea's CNC technology capabilities.

*Pneuma means "breath" and "air".

FORGING THE FUTURE

Forged Carbon is an innovative composite with a combination of properties that outperform common materials used in bicycle components. Unlike traditional carbon fiber, Forged Carbon can be precisely shaped and therefore is not limited to simple tubing shapes.

Ridea has already successfully implemented Forged Carbon in parts that suffer great mechanical stress under use, like pulley wheels and bottom bracket cups, proving the incredible resistance of the material. We are currently testing the application of Forged Carbon composite to many other bicycle parts in search for an industry leadership in Forged Carbon composites.

	Aluminum alloy	Plastic	Carbon fiber	RIDEA's Forged Carbon
Vibration reduction	Poor ❌	Very good ✅	Good	Very good ✅
Hardness	Very hard ✅	Soft ❌	Hard	Hard
Weathering resistance	Poor ❌	Good ✅	Coated surface: good Non-coated surface: poor	Good ✅
Tensile strength	Good ✅	Poor ❌	Good ✅	Good ✅
Elasticity	Very poor ❌	Acceptable	Good ✅	Good ✅
Wearing resistance	Acceptable	Poor ❌	Coated surface: good Non-coated surface: poor	Good ✅
Manufacturing tolerance	Good ✅	Acceptable	Poor ❌	Acceptable
Attainable shapes	Complex ✅	Complex ✅	Simple ❌	Complex ✅
Specific gravity (less is better)	2.7 ❌	0.8-1.1 ✅	1.3-1.4	1.3-1.4



best



worse

Details make the difference.

RIDEA

SINCE 2006

www.rideabikes.com

service@rideabikes.com

Tel.: +886 04 771 5639



RIDEA CYCLING | Q

